

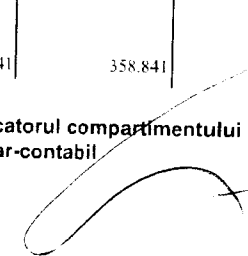


| Capi- tol | Sub- capi- tol | Pa- ra- graf | Gru- pa / Titlu | Ar- ti- col | Ali- ne- at | Denumire indicator | Prevederi bugetare aprobatе la finele perioadei de raportare | Prevederi bugetare trimestriale cumulate | Drepturi constatate | | | Incasari realizate | Stingeri pe alte cai decat incasari | Drepturi constatate de incasat |
|--------------|----------------------|--------------------|-----------------------|-------------------|-------------------|--|---|---|---------------------|------------------------|--------------------|-----------------------|---|--------------------------------------|
| | | | | | | | | | Total, din care: | din anii precedenti | din anul curent | | | |
| A | | | | | | B | 1 | 2 | 3=4+5 | 4 | 5 | 6 | 7 | 8=3-6-7 |
| 0 | | | | | | TOTAL JUDET | | | | | | | | |
| 0001 | 15 | | | | | TOTAL VENITURI-VENITURI PROPRII | | 39.161.970 | 34.807.962 | | 34.807.962 | 34.807.962 | | |
| 0002 | | | | | | I. VENITURI CURENTE | | 39.161.970 | 34.807.962 | | 34.807.962 | 34.807.962 | | |
| 2900 | | | | | | C. VENITURI NEFISCALE | | 39.161.970 | 34.807.962 | | 34.807.962 | 34.807.962 | | |
| 3300 | | | | | | C2. VANZARI DE BUNURI SI SERVICII | | 39.161.970 | 34.807.962 | | 34.807.962 | 34.807.962 | | |
| 3315 | | | | | | VENITURI DIN PRESTARI DE SERVICII SI ALTE ACTIVITATI | | 39.161.970 | 34.807.962 | | 34.807.962 | 34.807.962 | | |
| 3315 | 08 | | | | | Venituri din prestari de servicii | | 650.000 | 395.419 | | 395.419 | 395.419 | | |
| | 21 | | | | | Venituri din contractele incheiate cu casele de asigurari sociale de sanatate | | 36.007.970 | 31.910.746 | | 31.910.746 | 31.910.746 | | |
| 3315 | 30 | | | | | Venituri din contractele incheiate cu directiile de sanatate publica din sume alocate de al bugetul de stat | | 1.547.000 | 1.540.956 | | 1.540.956 | 1.540.956 | | |
| 3315 | 31 | | | | | Venituri din contractele incheiate cu directiile de sanatate publica din sume alocate din venituri proprii ale Ministerului Sanatatii | | 597.000 | 602.000 | | 602.000 | 602.000 | | |
| 3315 | 32 | | | | | Venituri din contractele incheiate cu institutiile de medicina legala | | 360.000 | 358.841 | | 358.841 | 358.841 | | |

Conducatorul institutiei,

Conducatorul compartimentului
financiar-contabil



| Capi- tol | Sub- capi- tol | Pa- ra- graf | Gru- pa / Titlu | Ar- ti- col | Ali- ne- at | Denumire indicator | Credite de angajament | Credite bugetare | | Angajamente bugetare | Angajamente legale | Plati efectuate | Angajamente legale de platit | Cheltuieli efective |
|--------------|----------------------|--------------------|-----------------------|-------------------|-------------------|--|--------------------------|---|--------------------------|-------------------------|-----------------------|--------------------|------------------------------------|------------------------|
| | | | | | | | | anuale aprobat la finele perioadei de raportare | trimestriale cumulate | | | | | |
| A | | | | | | B | I | 2 | 3 | 4 | 5 | 6 | 7=5-6 | 8 |
| 0 | | | | | | TOTAL JUDET | | | | | | | | |
| 5015 | | | | | | TOTAL CHELTUIELI DIN VENITURI PROPRII | | | | | | | | |
| 6615 | | | | | | SANATATE | | | 39.500.866 | 39.500.866 | 39.500.866 | 34.807.962 | 4.692.904 | 26.774.537 |
| | 06 | | | | | Servicii medicale in unitati cu paturi | | | 39.500.866 | 39.500.866 | 39.500.866 | 34.807.962 | 4.692.904 | 26.774.537 |
| | | 01 | | | | Spitale generale | | | 39.500.866 | 39.500.866 | 39.500.866 | 34.807.962 | 4.692.904 | 26.774.537 |
| 9915 | | | | | | DEFICIT | | | 39.500.866 | 39.500.866 | 39.500.866 | 34.807.962 | 4.692.904 | 26.774.537 |
| | | | | | | | | | -338.896 | | | | | |

**DETALIEREA CHELTUIELILOR
INSTITUTII PUBLICE SI ACTIVITATI FINANTATE INTEGRAL
DIN VENITURI PROPRII**

Pag. 2 - lei-

| Capi- tol | Sub- capi- tol | Pa- ra- graf | Gru- pa / Titlu | Ar- ti- col | Ali- ne- at | Denumire indicator | Credite de angajament | Credite bugetare | | Angajamente bugetare | Angajamente legale | Plati efectuate | Angajamente legale de platit | Cheltuieli efective |
|--------------|----------------------|--------------------|-----------------------|-------------------|-------------------|--|--------------------------|---|--------------------------|-------------------------|-----------------------|--------------------|------------------------------------|------------------------|
| | | | | | | | | anuale aprobrate la finele perioadei de raportare | trimestriale cumulate | | | | | |
| A | | | | | | B | I | 2 | 3 | 4 | 5 | 6 | 7=5-6 | 8 |
| 0 | | | | | | TOTAL JUDET | | | | | | | | |
| 5015 | | | | | | TOTAL CHELTUIELI DIN VENITURI PROPRII | | | | | | | | |
| | | | | | | 01 CHELTUIELI CURENTE | | | 39.500.866 | 39.500.866 | 39.500.866 | 34.807.962 | 4.692.904 | 26.774.537 |
| | | | | | | 10 TITLUL I CHELTUIELI DE PERSONAL | | | 39.500.866 | 39.500.866 | 39.500.866 | 34.807.962 | 4.692.904 | 26.175.313 |
| | | | | | | 10 01 Cheltuieli salariale in bani | | | 15.664.513 | 15.664.513 | 15.664.513 | 15.664.513 | | 15.452.904 |
| | | | | | | 10 01 01 Salarii de baza | | | 10.953.479 | 10.953.479 | 10.953.479 | 10.953.479 | | 10.760.902 |
| | | | | | | 10 01 05 Sporuri pentru conditii de munca | | | 5.827.110 | 5.827.110 | 5.827.110 | 5.827.110 | | 5.696.003 |
| | | | | | | 10 01 12 Indemnizatii platite unor persoane din afara unitatii | | | 1.395.030 | 1.395.030 | 1.395.030 | 1.395.030 | | 1.383.128 |
| | | | | | | 10 01 13 Indemnizatii de delegare | | | 30.744 | 30.744 | 30.744 | 30.744 | | 30.296 |
| | | | | | | 10 01 30 Alte drepturi salariale in bani | | | 752 | 752 | 752 | 752 | | 375 |
| | | | | | | 10 02 Cheltuieli salariale in natura | | | 3.699.843 | 3.699.843 | 3.699.843 | 3.699.843 | | 3.651.100 |
| | | | | | | 10 02 01 Tichete de masa | | | 1.707.126 | 1.707.126 | 1.707.126 | 1.707.126 | | 1.707.126 |
| | | | | | | 10 03 Contributii | | | 1.707.126 | 1.707.126 | 1.707.126 | 1.707.126 | | 1.707.126 |
| | | | | | | 10 03 01 Contributii de asigurari sociale de stat | | | 3.003.908 | 3.003.908 | 3.003.908 | 3.003.908 | | 2.984.876 |
| | | | | | | 10 03 02 Contributii de asigurari de somaj | | | 2.282.587 | 2.282.587 | 2.282.587 | 2.282.587 | | 2.249.856 |
| | | | | | | 10 03 03 Contributii de asigurari sociale de sanatate | | | 54.336 | 54.336 | 54.336 | 54.336 | | 53.813 |
| | | | | | | 10 03 04 Contributii de asigurari pentru accidente de munca si boli profesionale | | | 557.823 | 557.823 | 557.823 | 557.823 | | 559.613 |
| | | | | | | 10 03 06 Contributii pentru concedii si indemnizatii | | | 30.421 | 30.421 | 30.421 | 30.421 | | 30.119 |
| | | | | | | 20 TITLUL II BUNURI SI SERVICII | | | 78.741 | 78.741 | 78.741 | 78.741 | | 91.475 |
| | | | | | | 20 01 Bunuri si servicii | | | 23.836.353 | 23.836.353 | 23.836.353 | 19.143.449 | 4.692.904 | 10.722.409 |
| | | | | | | 20 01 01 Furnituri de birou | | | 3.650.402 | 3.650.402 | 3.650.402 | 3.177.342 | 473.060 | 2.116.189 |
| | | | | | | 20 01 02 Materiale pentru curatenie | | | 117.629 | 117.629 | 117.629 | 99.799 | 17.830 | 84.792 |
| | | | | | | 20 01 03 Incalzit, iluminat si forta motrica | | | 171.252 | 171.252 | 171.252 | 170.322 | 930 | 122.931 |
| | | | | | | | | | 1.101.758 | 1.101.758 | 1.101.758 | 1.011.658 | 90.100 | 546.502 |

| Capi- tol | Sub- capi- tol | Pa- ra- graf | Gru- pa / Titlu | Ar- ti- col | Ali- ne- at | Denumire indicator | Credite de angajament | Credite bugetare | | Angajamente bugetare | Angajamente legale | Plati efectuate | Angajamente legale de platit | Cheltuieli efective |
|--------------|----------------------|--------------------|-----------------------|-------------------|-------------------|--|--------------------------|--|--------------------------|-------------------------|-----------------------|--------------------|------------------------------------|------------------------|
| | | | | | | | | anuale aprobate la finele perioadei de raportare | trimestriale cumulate | | | | | |
| A | | | | | | B | I | 2 | 3 | 4 | 5 | 6 | 7=5-6 | 8 |
| | | | 20 | 01 | 04 | Apa, canal si salubritate | | | | | | | | |
| | | | 20 | 01 | 05 | Carburanti si lubrifianti | | | 455.520 | 455.520 | 455.520 | 435.560 | 19.960 | 258.695 |
| | | | 20 | 01 | 06 | Piese de schimb | | | 52.404 | 52.404 | 52.404 | 44.414 | 7.990 | 52.316 |
| | | | 20 | 01 | 07 | Transport | | | 400.691 | 400.691 | 400.691 | 309.311 | 91.380 | 214.586 |
| | | | 20 | 01 | 08 | Posta, telecomunicatii, radio, tv, internet | | | 8.891 | 8.891 | 8.891 | 8.891 | | 8.891 |
| | | | 20 | 01 | 09 | Materiale si prestari de servicii cu caracter functional | | | 60.052 | 60.052 | 60.052 | 56.112 | 3.940 | 52.488 |
| | | | 20 | 01 | 30 | Alte bunuri si servicii pentru intretinere si functionare | | | 510.667 | 510.667 | 510.667 | 449.297 | 61.370 | 202.696 |
| | | | 20 | 02 | | Reparatii curente | | | 771.538 | 771.538 | 771.538 | 591.978 | 179.560 | 572.292 |
| | | | 20 | 03 | | Hrana | | | 114.822 | 114.822 | 114.822 | 114.172 | 650 | 95.220 |
| | | | 20 | 03 | 01 | Hrana pentru oameni | | | 1.722.734 | 1.722.734 | 1.722.734 | 1.387.354 | 335.380 | 700.424 |
| | | | 20 | 04 | | Medicamente si materiale sanitare | | | 1.722.734 | 1.722.734 | 1.722.734 | 1.387.354 | 335.380 | 700.424 |
| | | | 20 | 04 | 01 | Medicamente | | | 16.259.409 | 16.259.409 | 16.259.409 | 12.703.859 | 3.555.550 | 6.342.528 |
| | | | 20 | 04 | 02 | Materiale sanitare | | | 12.004.628 | 12.004.628 | 12.004.628 | 9.329.468 | 2.675.160 | 4.610.143 |
| | | | 20 | 04 | 03 | Reactivi | | | 1.489.682 | 1.489.682 | 1.489.682 | 1.344.592 | 145.090 | 611.863 |
| | | | 20 | 04 | 04 | Dezinfectanti | | | 2.076.134 | 2.076.134 | 2.076.134 | 1.481.904 | 594.230 | 871.889 |
| | | | 20 | 05 | | Bunuri de natura obiectelor de inventar | | | 688.965 | 688.965 | 688.965 | 547.895 | 141.070 | 248.633 |
| | | | 20 | 05 | 01 | Uniforme si echipament | | | 108.344 | 108.344 | 108.344 | 87.864 | 20.480 | 186.298 |
| | | | 20 | 05 | 03 | Lenjerie si accesorii de pat | | | | | | | | 3.707 |
| | | | 20 | 05 | 30 | Alte obiecte de inventar | | | 39.198 | 39.198 | 39.198 | 39.198 | | 83.836 |
| | | | 20 | 09 | | Materiale de laborator | | | 69.146 | 69.146 | 69.146 | 48.666 | 20.480 | 98.755 |
| | | | 20 | 13 | | Pregatire profesionala | | | 20.556 | 20.556 | 20.556 | 14.076 | 6.480 | 13.199 |
| | | | 20 | 14 | | Protectia muncii | | | 700 | 700 | 700 | 700 | | 700 |
| | | | 20 | 30 | | Alte cheltuieli | | | 12.222 | 12.222 | 12.222 | 11.352 | 870 | 12.218 |
| | | | 20 | 30 | 01 | Reclama si publicitate | | | 1.947.164 | 1.947.164 | 1.947.164 | 1.646.730 | 300.434 | 1.255.633 |
| | | | 20 | 30 | 03 | Prime de asigurare non-viata | | | 1.614 | 1.614 | 1.614 | 1.614 | | 1.614 |
| | | | | | | | | | 22.938 | 22.938 | 22.938 | 22.938 | | 22.938 |

| Capi- tol | Sub- capi- tol | Pa- ra- graf | Gru- pa / Titlu | Ar- ti- col | Ali- ne- at | Denumire indicator | Credite de angajament | Credite bugetare | | Angajamente bugetare | Angajamente legale | Plati efectuate | Angajamente legale de platit | Cheltuieli efective |
|--------------|----------------------|--------------------|-----------------------|-------------------|-------------------|--|--------------------------|---|--------------------------|-------------------------|-----------------------|--------------------|------------------------------------|------------------------|
| | | | | | | | | anuale aprobrate la finele perioadei de raportare | trimestriale cumulate | | | | | |
| A | | | | | | B | I | 2 | 3 | 4 | 5 | 6 | 7=5-6 | 8 |
| | | | 20 | 30 | 04 | Chirii | | | 432.306 | 432.306 | 432.306 | 426.746 | 5.560 | 414.039 |
| | | | 20 | 30 | 30 | Alte cheltuieli cu bunuri si servicii | | | | | | | | |
| | | | 70 | | | CHELTUIELI DE CAPITAL | | | 1.490.306 | 1.490.306 | 1.490.306 | 1.195.432 | 294.874 | 817.042 |
| | | | 71 | | | TITLUL X ACTIVE NEFINANCIARE | | | | | | | | 599.224 |
| | | | 71 | 01 | | Active fixe | | | | | | | | 599.224 |
| | | | 71 | 01 | 02 | Masini, echipamente si mijloace de transport | | | | | | | | 599.224 |
| | | | 71 | 01 | 03 | Mobilier, aparatura birotica si alte active corporale | | | | | | | | 585.931 |
| 6615 | | | | | | SANATATE | | | | | | | | 13.293 |
| | | | 01 | | | CHELTUIELI CURENTE | | | 39.500.866 | 39.500.866 | 39.500.866 | 34.807.962 | 4.692.904 | 26.774.537 |
| | | | 10 | | | TITLUL I CHELTUIELI DE PERSONAL | | | 39.500.866 | 39.500.866 | 39.500.866 | 34.807.962 | 4.692.904 | 26.175.313 |
| | | | 10 | 01 | | Cheltuieli salariale in bani | | | 15.664.513 | 15.664.513 | 15.664.513 | 15.664.513 | | 15.452.904 |
| | | | 10 | 01 | 01 | Salarii de baza | | | 10.953.479 | 10.953.479 | 10.953.479 | 10.953.479 | | 10.760.902 |
| | | | 10 | 01 | 05 | Sporuri pentru conditii de munca | | | 5.827.110 | 5.827.110 | 5.827.110 | 5.827.110 | | 5.696.003 |
| | | | 10 | 01 | 12 | Indemnizatii platite unor persoane din afara unitatii | | | 1.395.030 | 1.395.030 | 1.395.030 | 1.395.030 | | 1.383.128 |
| | | | 10 | 01 | 13 | Indemnizatii de delegare | | | 30.744 | 30.744 | 30.744 | 30.744 | | 30.296 |
| | | | 10 | 01 | 30 | Alte drepturi salariale in bani | | | 752 | 752 | 752 | 752 | | 375 |
| | | | 10 | 02 | | Cheltuieli salariale in natura | | | 3.699.843 | 3.699.843 | 3.699.843 | 3.699.843 | | 3.651.100 |
| | | | 10 | 02 | 01 | Tichete de masa | | | 1.707.126 | 1.707.126 | 1.707.126 | 1.707.126 | | 1.707.126 |
| | | | 10 | 03 | | Contributii | | | 1.707.126 | 1.707.126 | 1.707.126 | 1.707.126 | | 1.707.126 |
| | | | 10 | 03 | 01 | Contributii de asigurari sociale de stat | | | 3.003.908 | 3.003.908 | 3.003.908 | 3.003.908 | | 2.984.876 |
| | | | 10 | 03 | 02 | Contributii de asigurari de somaj | | | 2.282.587 | 2.282.587 | 2.282.587 | 2.282.587 | | 2.249.856 |
| | | | 10 | 03 | 03 | Contributii de asigurari sociale de sanatate | | | 54.336 | 54.336 | 54.336 | 54.336 | | 53.813 |
| | | | 10 | 03 | 04 | Contributii de asigurari pentru | | | 557.823 | 557.823 | 557.823 | 557.823 | | 559.613 |

| Capi- tol | Sub- capi- tol | Pa- ra- graf | Gru- pa / Titlu | Ar- ti- col | Ali- ne- at | Denumire indicator | Credite de angajament | Credite bugetare | | Angajamente bugetare | Angajamente legale | Plati efectuate | Angajamente legale de platit | Cheltuieli efective |
|--------------|----------------------|--------------------|-----------------------|-------------------|-------------------|--|--------------------------|---|--------------------------|-------------------------|-----------------------|--------------------|------------------------------------|------------------------|
| | | | | | | | | anuale aprobat la finele perioadei de raportare | trimestriale cumulate | | | | | |
| A | | | | | | B | 1 | 2 | 3 | 4 | 5 | 6 | 7=5-6 | 8 |
| | | | 20 05 03 | | | Lenjerie si accesorii de pat | | | | | | | | |
| | | | 20 05 30 | | | Alte obiecte de inventar | | | 39.198 | 39.198 | 39.198 | 39.198 | | 83.836 |
| | | | 20 09 | | | Materiale de laborator | | | 69.146 | 69.146 | 69.146 | 48.666 | 20.480 | 98.755 |
| | | | 20 13 | | | Pregatire profesionala | | | 20.556 | 20.556 | 20.556 | 14.076 | 6.480 | 13.199 |
| | | | 20 14 | | | Protectia muncii | | | 700 | 700 | 700 | 700 | | 700 |
| | | | 20 30 | | | Alte cheltuieli | | | 12.222 | 12.222 | 12.222 | 11.352 | 870 | 12.218 |
| | | | 20 30 01 | | | Reclama si publicitate | | | 1.947.164 | 1.947.164 | 1.947.164 | 1.646.730 | 300.434 | 1.255.633 |
| | | | 20 30 03 | | | Prime de asigurare non-viata | | | 1.614 | 1.614 | 1.614 | 1.614 | | 1.614 |
| | | | 20 30 04 | | | Chirii | | | 22.938 | 22.938 | 22.938 | 22.938 | | 22.938 |
| | | | 20 30 30 | | | Alte cheltuieli cu bunuri si servicii | | | 432.306 | 432.306 | 432.306 | 426.746 | 5.560 | 414.039 |
| | | | 70 | | | CHELTUIELI DE CAPITAL | | | 1.490.306 | 1.490.306 | 1.490.306 | 1.195.432 | 294.874 | 817.042 |
| | | | 71 | | | TITLUL X ACTIVE NEFINANCIARE | | | | | | | | 599.224 |
| | | | 71 01 | | | Active fixe | | | | | | | | 599.224 |
| | | | 71 01 02 | | | Masini, echipamente si mijloace de transport | | | | | | | | 599.224 |
| | | | 71 01 03 | | | Mobilier, aparatura birotica si alte active corporale | | | | | | | | 585.931 |
| 9915 | | | | | | DEFICIT | | | -338.896 | | | | | 13.293 |

Conducatorul institutiei,

Conducatorul compartimentului
financiar-contabil